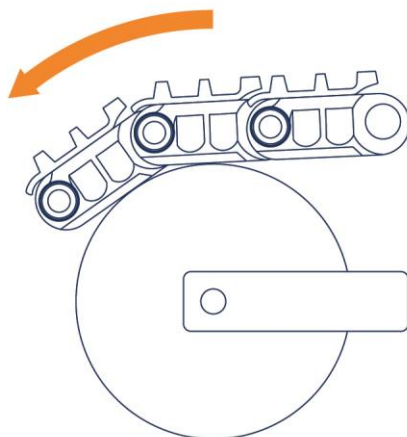


# Steel Undercarriage

## Maintenance Guide

## Steel undercarriage maintenance



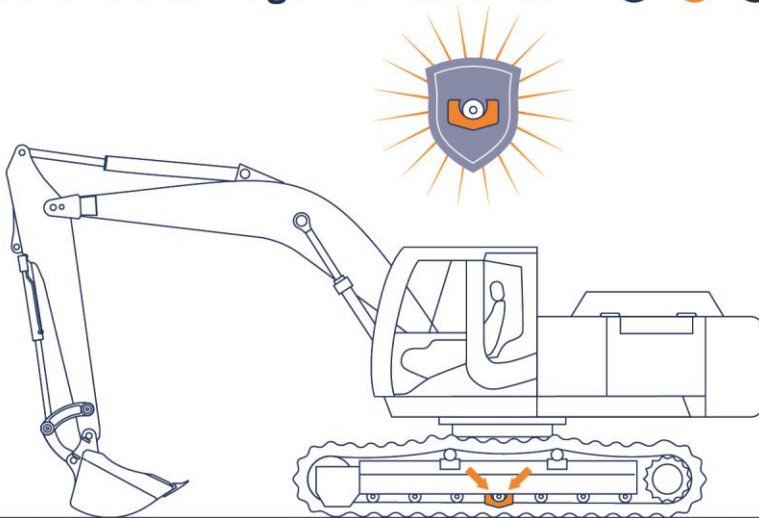
---

Pay attention to the track's running direction.

Links have to pass the idler with the pin boss first.

## Steel undercarriage maintenance

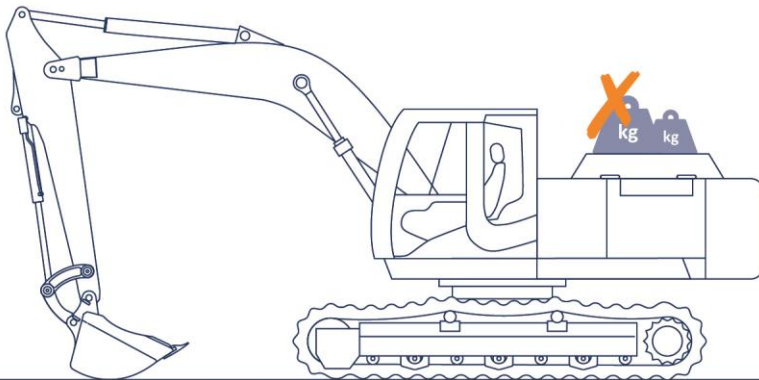
- 1
- 2
- 3
- 4
- 5
- 6



Roller guards extend the endurance of all components additionally.  
Mounted and maintained properly guards will improve the part's service life.

## Steel undercarriage maintenance

- 1
- 2
- 3
- 4
- 5
- 6



Added weight of attachments and counterweights increases wear.

## Steel undercarriage maintenance

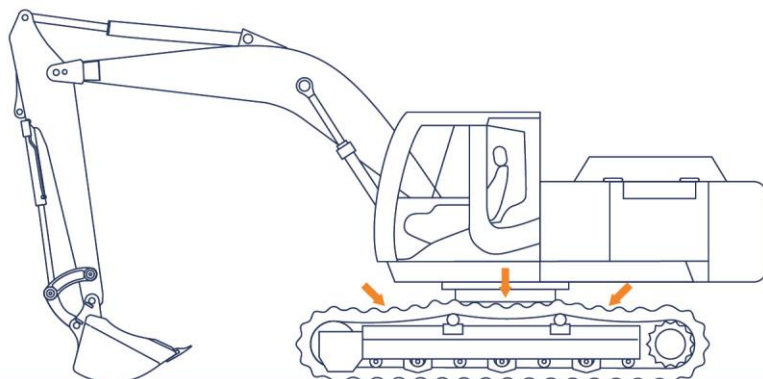
1 2 3 4 5 6



---

Operate at proper speed.  
High speed and high cycles stress components unnecessarily.

## Steel undercarriage maintenance

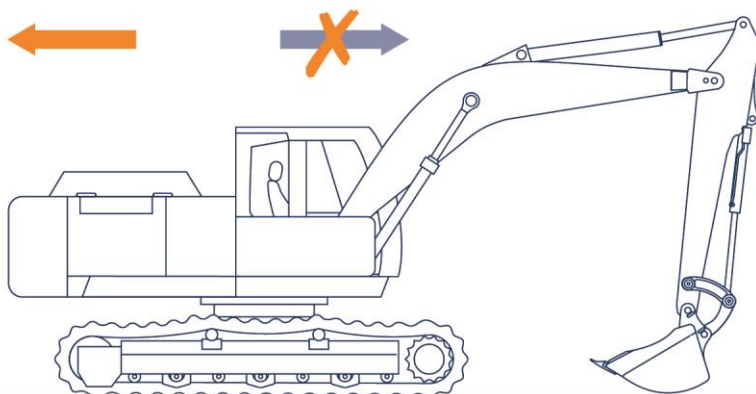


Observe your track sag according to the manual.

► **TIP!** After operation, inspect all wear parts and adjust if necessary.  
In doing so, you can easily remove dirt and foreign objects.

## Steel undercarriage maintenance

1 2 3 4 5 6



Operate your machine in the correct direction.

As far as possible keep the idler in front while driving and excavating.

► **ATTENTION!** Especially during excavating the idler must point towards the boom.

*... on track for you!*



**LINSER INDUSTRIE SERVICE GMBH**

Ph: +49 2241 – 944 90 30 · Fax: +49 2241 – 944 90 31  
info@linser.eu · www.linser.eu